




# CFM60M SERIES

## 60W MEDICAL OPEN FRAME AC-DC MODULES



### Features

- \* Universal Input Range 90~264VAC
- \* Medical and ITE Approved
- \* Efficiency to 90%
- \* Continuous Short Circuit Protection
- \* Meets EN55011 and EN55022 Class B
- \* Meets 2MOPP
- \* No load Power Consumption < 0.5W
- \* 2" x 4" Size



MODEL	OUTPUT VOLTAGE	OUTPUT CURRENT	RIPPLE & NOISE NOTE 2	VOLTAGE ACCURACY NOTE 1	VOLTAGE ADJ. Range	LINE REGULATION NOTE 3	LOAD REGULATION NOTE 4	% EFF (Typ.) NOTE 5
CFM60M050	5 V	8 A	1%	±1%	4.75~5.25	±0.5%	±1%	82%
CFM60M120	12 V	5 A	1%	±1%	11.4~12.6	±0.5%	±1%	87%
CFM60M150	15 V	4 A	1%	±1%	14.25~15.75	±0.5%	±1%	88%
CFM60M240	24 V	2.5 A	1%	±1%	22.8~25.2	±0.5%	±1%	89%
CFM60M480	48 V	1.25 A	1%	±1%	45.6~50.4	±0.5%	±1%	90%

Specifications are subject to change without notice.

## Specifications

### INPUT SPECIFICATIONS:

Voltage ..... 90~264Vac  
 Frequency ..... 47 to 63Hz  
 Inrush Current ..... Cold Start@25°C ..... 75A max. @240Vac  
 Input Current ..... 100Vac/1.6A max., 240Vac/0.8Amax.  
 Leakage Current ..... 100uA max.

### OUTPUT SPECIFICATIONS:

Hold-up Time ..... 16ms typ. @115Vac  
 Short Circuit Protection ..... Hiccup Mode (Auto Recover)  
 Over Voltage Protection ..... TVS Component to Clamp  
 Temperature Coefficient ..... ±0.05%/°C

### GENERAL SPECIFICATIONS:

Isolation ..... Input to output = 4000VAC (5,656VDC)  
 Operating Temperature ..... -20 ~ 70°C (see Derating Curve)  
 Storage Temperature ..... -20~85°C  
 Humidity ..... 93% RH max. Non-Condensing  
 Cooling ..... Natural Convection  
 Switching Frequency ..... 65KHz Typical  
 MTBF ..... MIL-HDBK-217F, GB, 25°C/115VAC ..... 200Khrs min.  
 Altitude ..... 3000m  
 Dimensions ..... 4.000x2.000x1.100inches (101.6x50.8x27.94mm)  
 Weight ..... 125g

### SAFETY AND EMC:

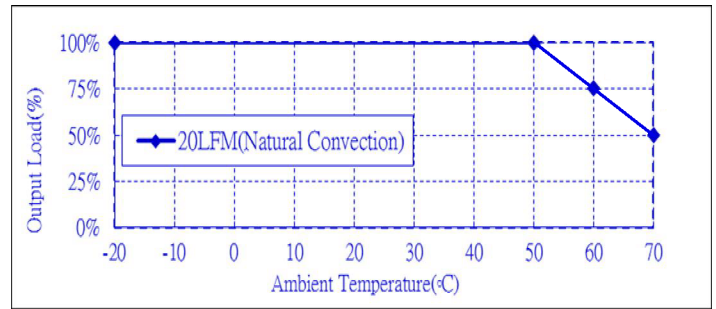
Emission and Immunity ..... EN55011, EN55022 Class B, EN55024  
 FCC CFR 47 Part 15, 18  
 EN61204-3, EN61000-6-1, EN61000-6-3  
 EN60601-1-2, EN61000-3-2, EN61000-3-3  
 Safety ..... IEC60601-1:2005, EN60601-1:2006  
 UL ANSI/AAMI ES60601-1:2005, IEC60950-1, EN60950-1, UL60950-1

### NOTE:

1. Voltage accuracy is set at full load and 25°C Ta.
2. Add a 0.1uF ceramic capacitor and a 10uF E.L. capacitor to output for Ripple & Noise measuring @20MHz BW.
3. Line regulation is measured from 100Vac to 240Vac with full load.
4. Load regulation is measured from 10% to 100% full load.
5. Typical Efficiency at 230 VAC and Full Load at 25°C
6. Standard input and output connectors (CN1 and CN2) wafer with TAIWAN KING PIN TERMINAL PVHI series and mate with JST housing VHR series and JST SVH-21/41T-P1.1 series crimp terminal or Equivalent.
7. Optional Input and output connectors (CN1 and CN2) wafer with LONG CHU P3060 series and mate with MOLEX housing 5195 series and MOLEX 5194 series crimp terminal or equivalent.
8. Cincon do not apply CFM60M-CA (covered version) for safety approvals, only apply CFM60M (open-frame version) for safety approvals.

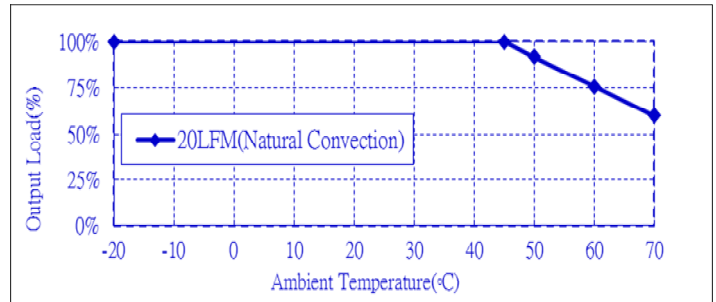
## CFM60M Series Derating Curve

### Open Frame versions:

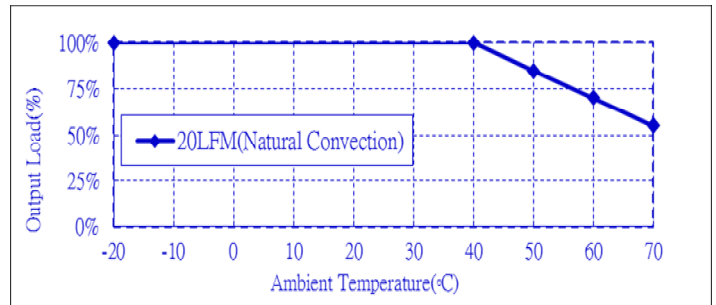


### Covered versions:

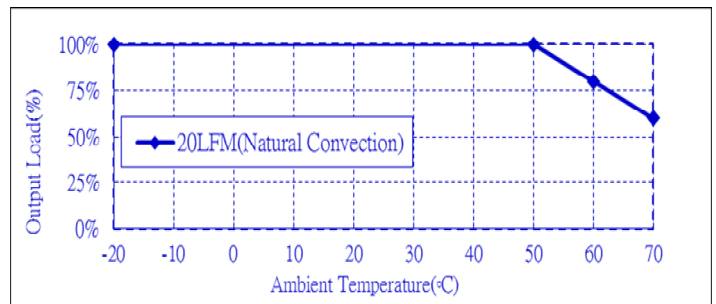
CFM60M050-CA



CFM60M120-CA



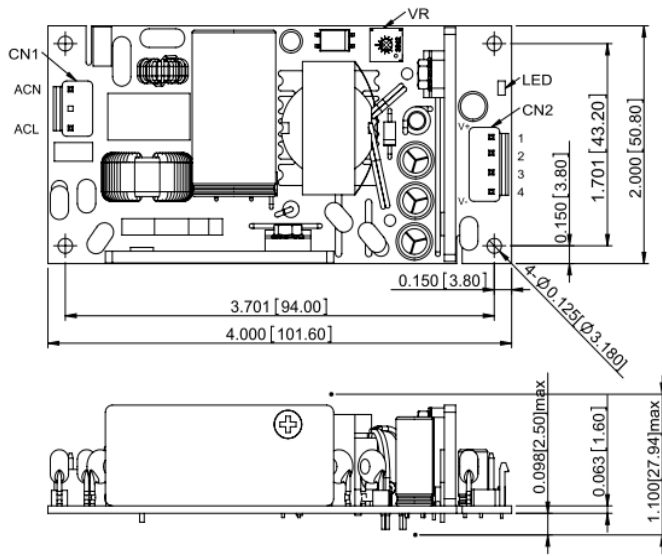
CFM60M150-CA, 60M240-CA, 60M480-CA



**CFM60M Series**

All Dimensions in Inches[mm]  
 Tolerance Inches:x.xxx±0.02  
 Millimeters:x.xx±0.5

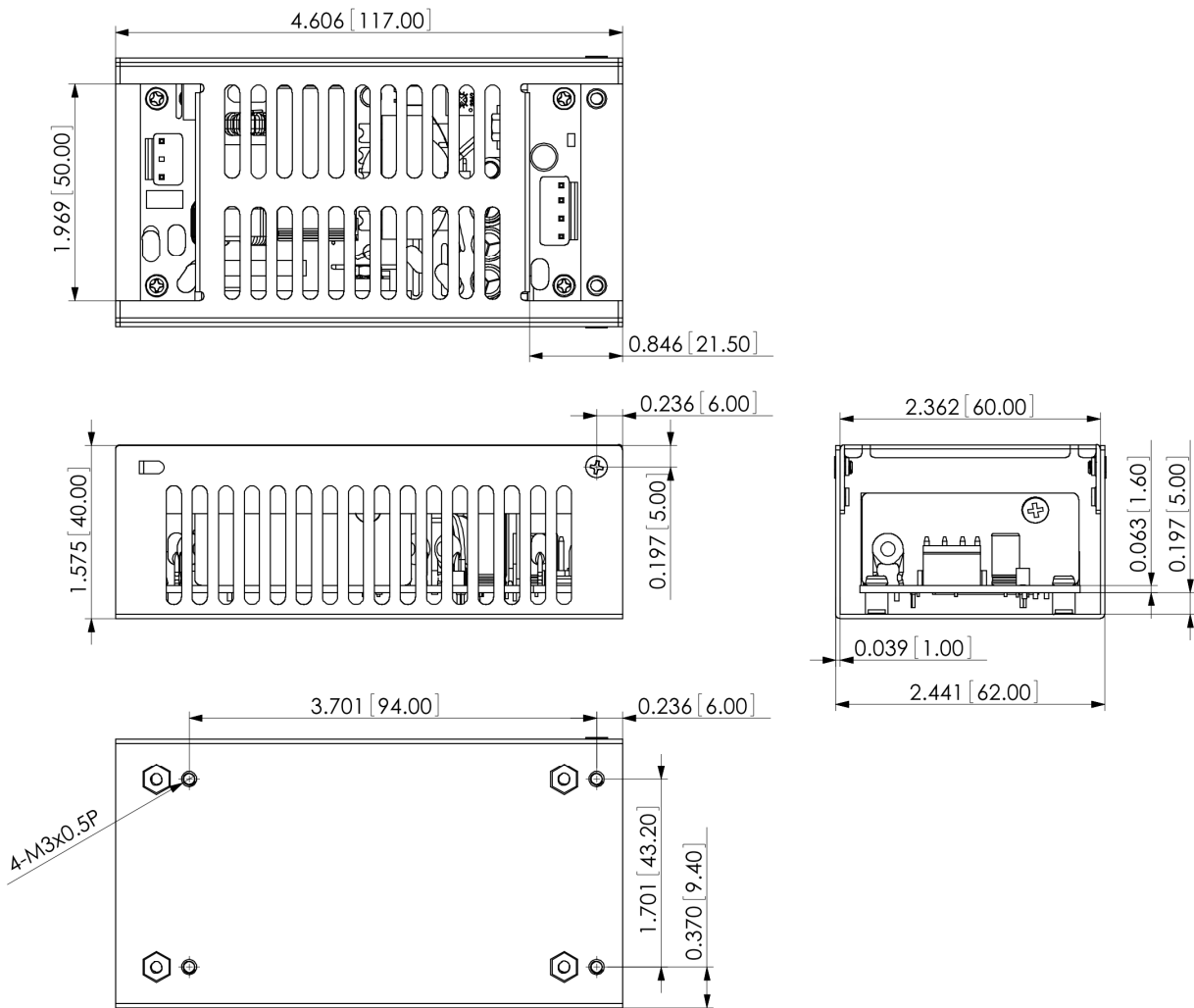
**CFM60MXXX**



Input Connector CN1 ♂	
Pin 1 ♂	Line ♂
Pin 2 ♂	Not Fitted ♂
Pin 3 ♂	Neutral ♂

Output Connector CN2 ♂	
Pin 1 ♂	+ Vout ♂
Pin 2 ♂	+ Vout ♂
Pin 3 ♂	- Vout ♂
Pin 4 ♂	- Vout ♂

**CFM60MXXX-CA**



**Cincon do not apply CFM60M-CA (covered version) for safety approvals, only apply CFM60M (open-frame version) for safety approvals.**

Typical at 25°C, nominal line and 75% load, unless otherwise Specified